

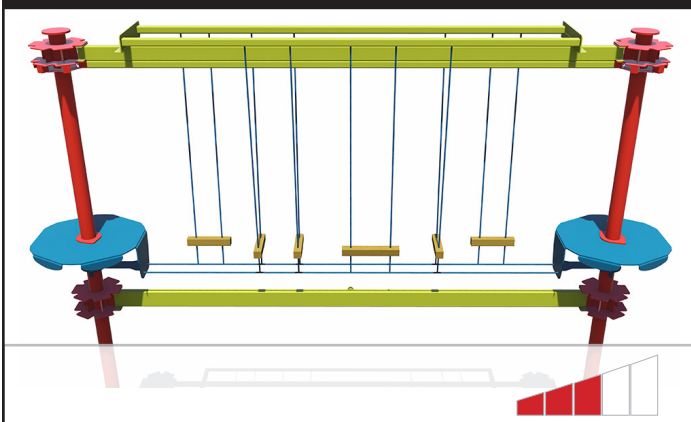


NEW ELEMENT GUIDE

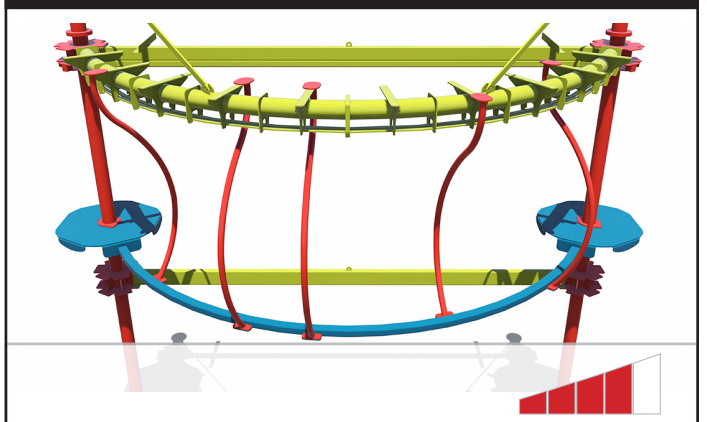
NOW AVAILABLE!



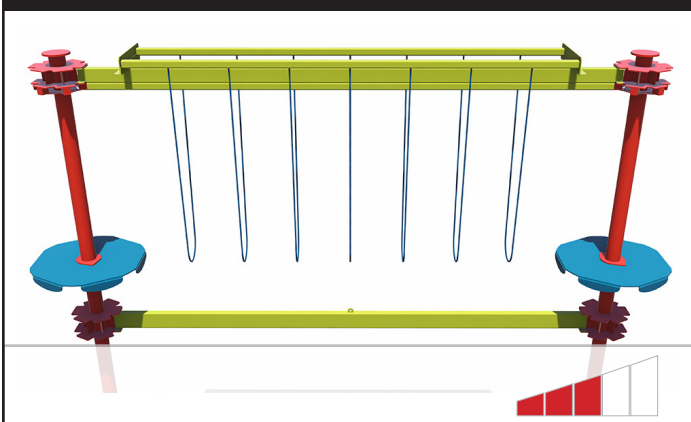
GAP BRIDGE



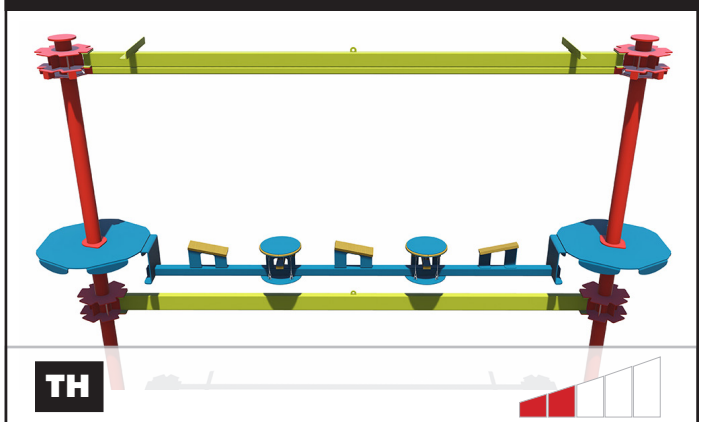
CURVED WEAVE WALK

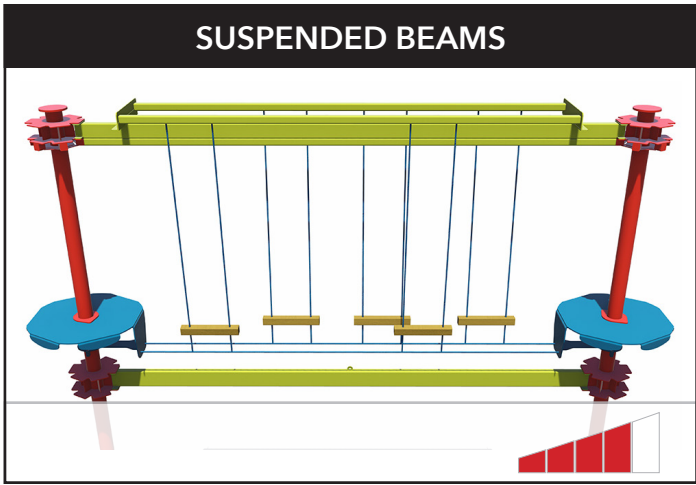
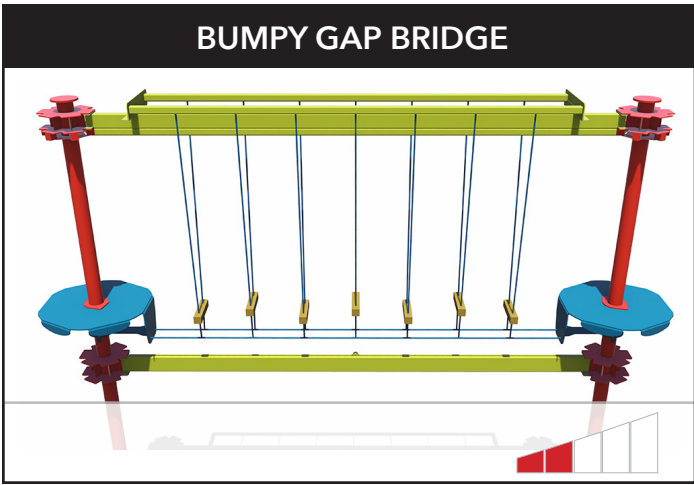


HANGING BURMA BUCKET STEPS




TENSEGRITY STEPS





- BE** **Barrier Element**
Barrier elements have ropes or handlines across the midsection providing protection for the participant from going outside of the element's borders. Barrier Elements are required at locations which are next to an incline or any feature of the building that the participant could swing into or needs protection from for any reason.
- HL** **Handlines Required**
Elements that require a hanging handline to assist the participant across.
- EC** **Existing Course**
An existing course may require engineering revisions to retrofit this element. An RCI engineer must determine if a new overhead or welded plate is necessary.
- TH** **Themed Element**
Add your company logo, mascot or theme to any of these elements

 **DIFFICULTY RATING**

Overall difficulty of each element is depicted using a gradually rising scale, with one bar indicating the easiest element and five bars indicating the most difficult element.

For more product information, scan the QR Code



Contact our aftermarket sales team for information on all available elements, to receive a quote, for information on lead times and to place an order.



aftermarket@rciadventure.com
866-747-9193
 www.rciadventure.com